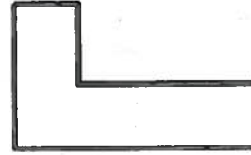


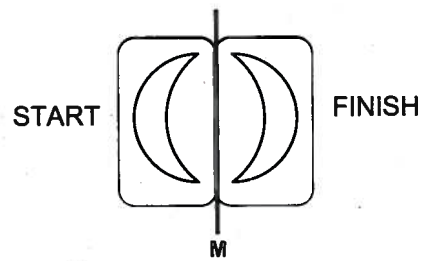


TEACHER:

Each child will need scissors and a photocopy of this sheet.

Raf makes a shape and then flips it over. He then traces it to show the flip.



- Trace the shapes above and cut them out carefully. Place your shape on top of the matching shape that is drawn in the box, then flip it over along the mirror line (M) and then draw around it. The drawing is started for you.

a)

b)

c)

d)

e)

f)