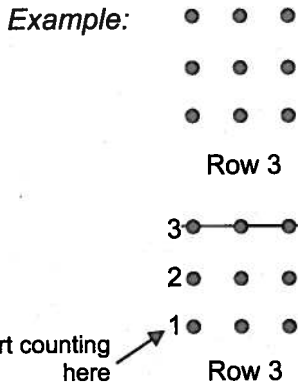

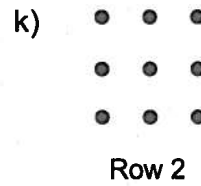
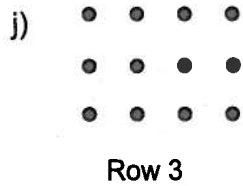

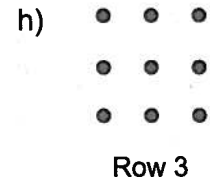

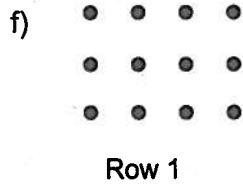
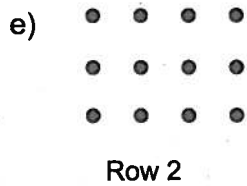
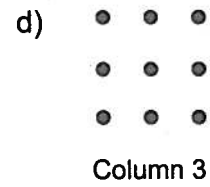
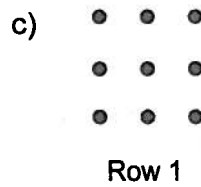
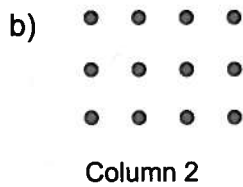
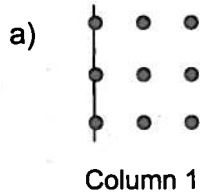


1. Join the dots in the given column OR row.

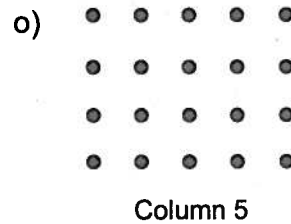

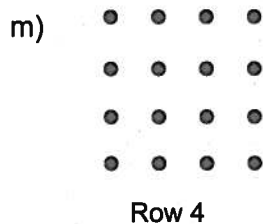


REMEMBER:

- 1) Always start counting at the bottom left corner of the coordinate system
- 2) C
R O W
L
U
M
N



BONUS



2. Draw an array of dots on grid paper. Name a column or row and ask a friend to draw a line joining the dots.

TEACHER:
See the Teacher's Guide for a magic trick to introduce this unit.