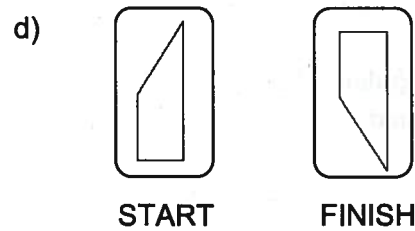
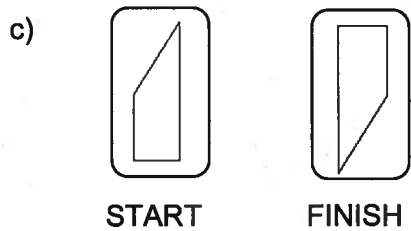
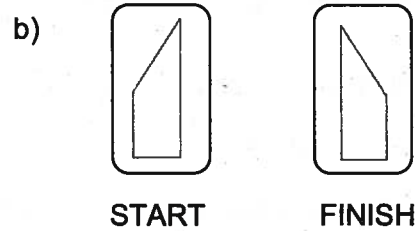
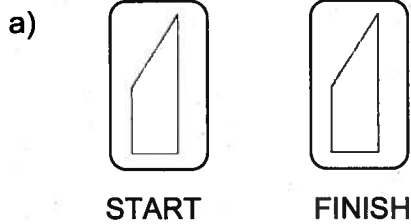



2. Trace and cut out the figure below. Move your figure from the position shown in the start box to the position shown in the finish box. Do you need to ...

Flip Turn Slide

or **Flip and turn** the figure?

Say how you moved the figure.



3. Trace the heart figure and cut it out. Use a paper punch to punch a hole in the figure as marked. Follow the same instructions for the question above.

