



# Online Registration Instructions for Participants

Thank you for supporting Jump Rope for Heart!

These Online Instructions contain step-by-step guides on how to register online as a Student Participant at your school.

The following guide will help you figure out:

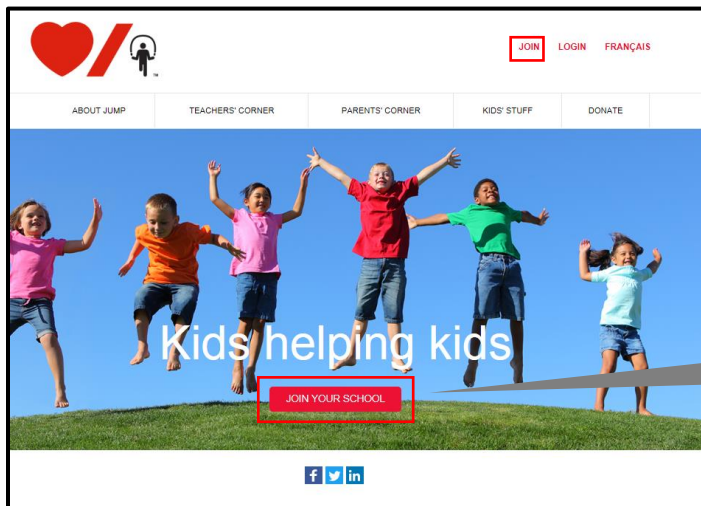
- [How to register for the very first time](#) (p. 4-5)
- [How to register if you are a returning student participant and you forget your username and password](#) (p. 6-10)
- [How to register if you are a returning student participant and you remember your username and password](#) (p. 11-12)
- [How to login](#) (p. 13-14)



# How to Register

Online fundraising allows you to easily raise funds and share life-saving information with your friends and family. Here's how to get started:

1. Go to [www.jumpropeforheart.ca](http://www.jumpropeforheart.ca) and click JOIN YOUR SCHOOL.



Click JOIN YOUR SCHOOL

2. Search for your school.

**Tip:** If you cannot find your school, remove an accent or punctuation. For example: change École to Ecole or St. to St

Join my school

Start by searching for your school.

If lots of schools with a similar name return in the results, try filtering the list by province. Make sure you select the school with the correct address.

**TIP:** If you cannot find your school, remove an accent or punctuation. For example: change École to Ecole or St. to St

Still can't find it?: [contact us](#).

Blueprint School

**Blueprint School**  
AddressHiss

Enter your school's name and click the Search icon

Click JOIN beside your school



3. Complete the **Participation Options** page and click “Next Step”.

The screenshot shows a web form titled "Participation Options" with a blue header. A progress bar at the top indicates six steps: 1. Get Started, 2. Select Options (highlighted), 3. Provide Details, 4. Agree to Terms, 5. Review, and 6. Make Payment. The main form area is titled "Participation Options" and contains a required field: "\* Select a Participation Type" with a red asterisk and a note "\* Indicates Required". Three radio button options are listed: "Student Fundraiser" (selected and highlighted with a red box), "Teacher Fundraiser", and "Teacher Coordinator". Below this is a "Your Fundraising Goal:" field with a text input containing "\$150.00". A question "Would you like to..." is followed by two radio button options: "Yes, make a donation" (unselected) and "Yes, you will be fundraising" (selected). At the bottom, there are two buttons: "Previous Step" on the left and "Next Step" on the right (highlighted with a red box). Two grey callout boxes with white text and arrows point to the "Student Fundraiser" option and the "Next Step" button, with the text "Select Student Fundraiser" and "Click 'Next Step'" respectively.



## How to Login for the first time

1. If you are registering online for the first time then select “Join as New Participant”

Returning Participant or User Login

1 Get Started 2 Select Options 3 Provide Details 4 Agree to Terms 5 Review

Returning Participant or User Login

New User

Join as a New Participant

Returning User

\* User Name:

\* Password:

Login

Email me my login information

Social Login

Or use your social login

Facebook

Google

LinkedIn

twitter

\* Indicates Required

2. Complete the **Registration** pages and click “Next Step”. Most fields are required in order to continue.

Registration

1 Get Started 2 Select Options 3 Provide Details 4 Agree to Terms 5 Review

Please complete the registration form below

\* Indicates Required

Personal Information

\* First Name

\* Last Name

Contact Information

\* Address Street 1

\* Email:

Address Street 2

Phone Number:

3. Read and agree to the **Participation Waiver**. Click “Next Step”.



4. Confirm your **Registration Summary** is correct. Click “Complete Registration”.

**Registration Summary**

1 Get Started 2 Select Options 3 Provide Details 4 Agree to Terms 5 Review

**Jump Test**

[jumprope@heartandstroke.ca](mailto:jumprope@heartandstroke.ca)  
123 Test Drive  
Edmonton, AB A1B2C3  
[\[ Edit \]](#)

Participation Type:	Student Fundraiser	\$0.00
Self Donation Amount		\$0.00

Participant Total: \$0.00

The current donation amount is

[Cancel](#) [Complete Registration](#)

Complete Registration

Confirm your information is correct

5. You are now registered! Click “Access Your Participant Centre”. You will receive an email confirming your online registration information.

**Thank you for Registering**

Thank you for registering for Jump Rope for Heart 2018 - Edmonton Region!  
A confirmation email has been sent to [jumprope@heartandstroke.ca](mailto:jumprope@heartandstroke.ca).

Start fundraising today with your Participant Centre!

[Access your Participant Center](#)

**Registration Summary**

**Jump Test**

[jumprope@heartandstroke.ca](mailto:jumprope@heartandstroke.ca)  
123 Test Drive  
Edmonton, AB A1B2C3

Participation Type:	Student Fundraiser	\$0.00
Extra Gift:		\$0.00

Participant Total: \$0.00

[Access your Participant Center](#)



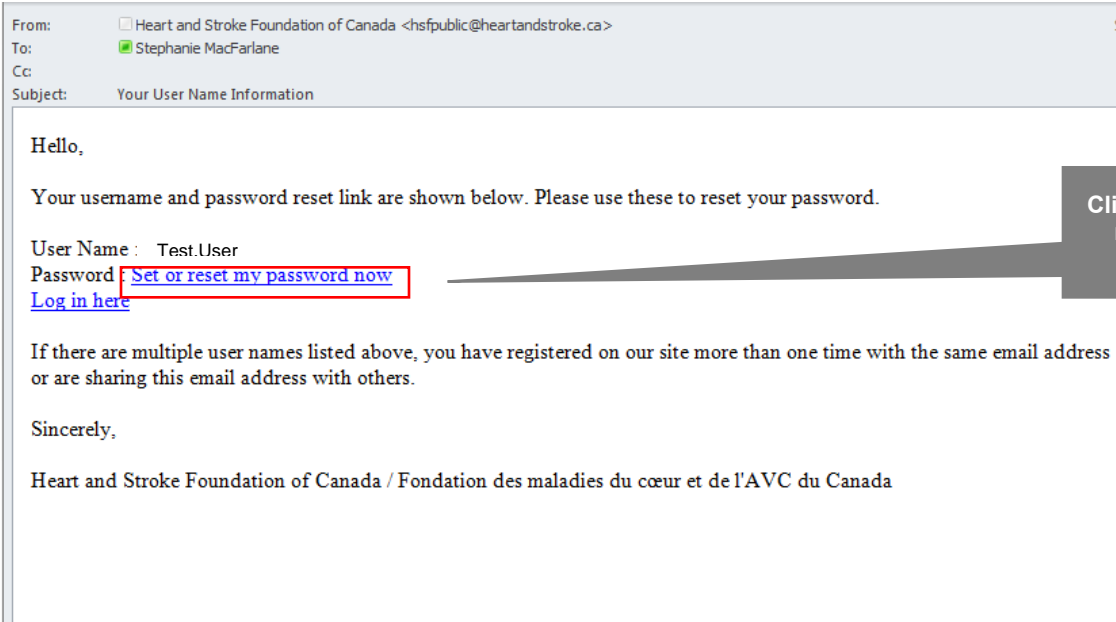
# How to Login as a returning student participant if you forget your User Name and Password

- 1. If you do not remember your **User Name** and/or **Password** then click “Email me my login information”

- 2. Enter the email address that was used for your previous registration and click “Send User Name”



- 3. Open your email and you will see an email from Heart & Stroke providing you with your User Name. Click “Set or reset my password now”



Click “Set or reset my password now”

- 4. You will be redirected back to the Jump Rope for Heart website where you can set a new password and a password hint. Click “Submit”

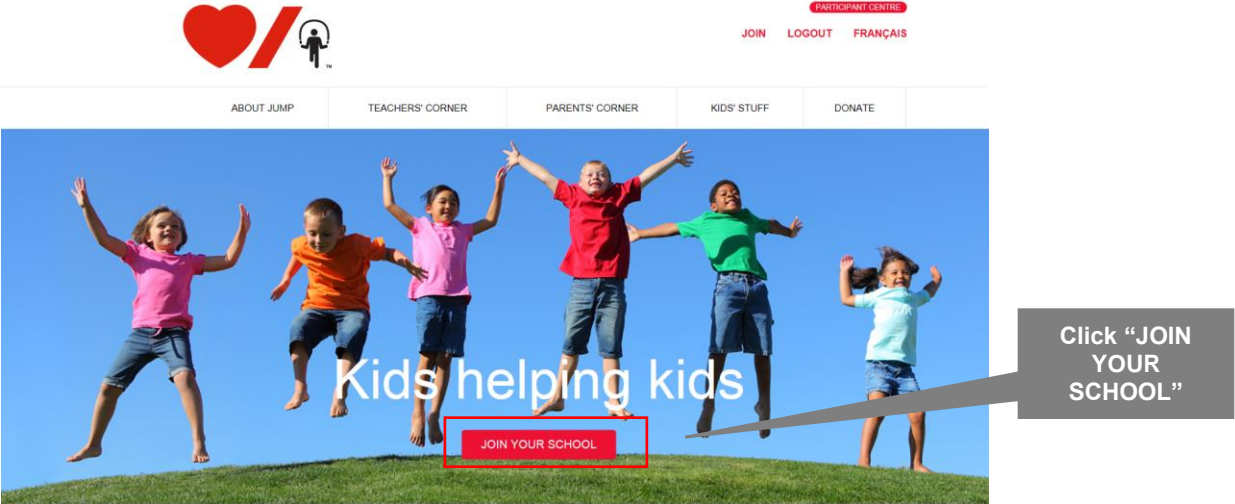


Enter a new Password and a Password Hint

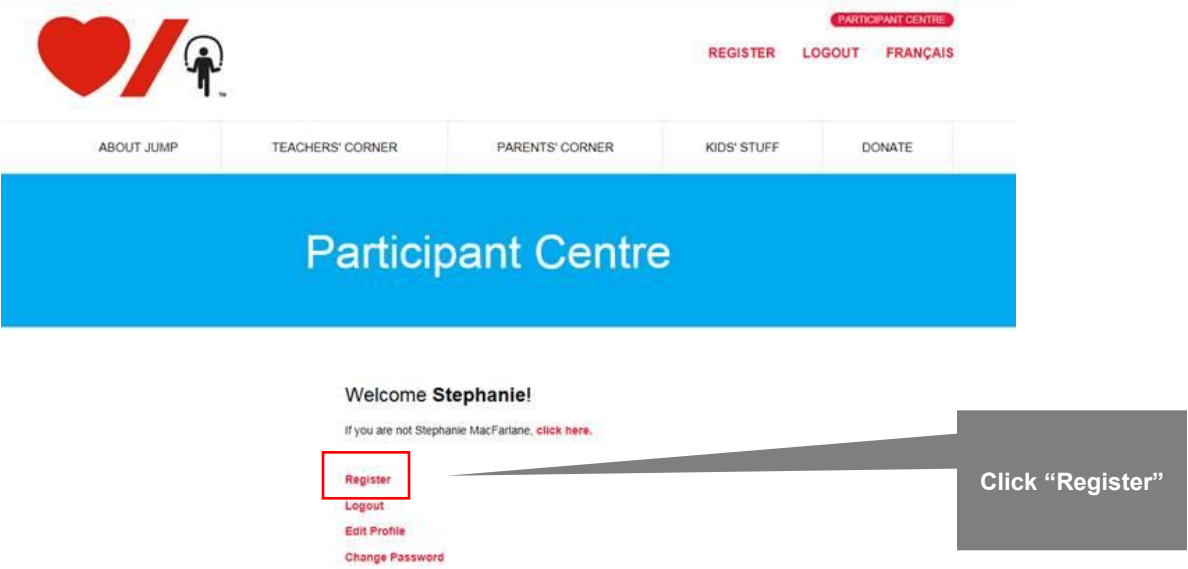
Click “Submit”



5. You will be redirected back to the Home Page and will be logged in. Click “Join Your School” and repeat steps 2 and 3 listed earlier



6. If you find yourself on this Participant Centre page after logging in then please click “Register”







7. Complete the **Registration** pages and click “Next Step”. Most fields are required in order to continue.

**Registration**

1 Get Started 2 Select Options 3 Provide Details 4 Agree to Terms 5 Review

Please complete the registration form below \* Indicates Required

**Personal Information**

\* First Name

\* Last Name

**Contact Information**

\* Address Street 1

Address Street 2

\* Email:

Phone Number:

8. Read and agree to the **Participation Waiver**. Click “Next Step”.

9. Confirm your **Registration Summary** is correct. Click “Complete Registration”.

**Registration Summary**

1 Get Started 2 Select Options 3 Provide Details 4 Agree to Terms 5 Review

**Jump Test**

jumprope@heartandstroke.ca  
123 Test Drive  
Edmonton, AB A1B2C3  
[ Edit ]

Participation Type:	Student Fundraiser	\$0.00
Self Donation Amount		\$0.00

Participant Total: \$0.00

The current donation amount is \$0.00

Cancel Complete Registration

Confirm your information is correct



10. You are now registered! Click “Access Your Participant Centre”. You will receive an email confirming your online registration information.

## Thank you for Registering

Thank you for registering for Jump Rope for Heart 2018 - Edmonton Region!  
A confirmation email has been sent to [jumprope@heartandstroke.ca](mailto:jumprope@heartandstroke.ca).

Start fundraising today with your Participant Centre!

[Access your Participant Center](#)

### Registration Summary

<b>Jump</b> Test		
<a href="mailto:jumprope@heartandstroke.ca">jumprope@heartandstroke.ca</a>	Participation Type:	\$0.00
123 Test Drive Edmonton, AB A1B2C3	<b>Student Fundraiser</b>	
	Extra Gift:	\$0.00
		<b>Participant Total: \$0.00</b>

[Access your Participant Center](#)



# How to Login as a returning student participant if remember you User Name and Password

1. If you remember your **User Name** and **Password** then please enter them in the appropriate fields and click “Login”

## Returning Participant or User Login

2. Complete the **Registration** pages and click “Next Step”. Most fields are required in order to continue.



3. Read and agree to the **Participation Waiver**. Click “Next Step”.
4. Confirm your **Registration Summary** is correct. Click “Complete Registration”.

Registration Summary	
Jump Test	
jump rope@heartandstroke.ca	
123 Test Drive Edmonton, AB A1B2C3	
[ Edit ]	
Participation Type:	Student Fundraiser \$0.00
Self Donation Amount	\$0.00
Participant Total: \$0.00	
The current donation amount is	\$0.00

5. You are now registered! Click “Access Your Participant Centre”. You will receive an email confirming your online registration information.

Thank you for registering for Jump Rope for Heart 2018 - Edmonton Region!  
A confirmation email has been sent to [jump rope@heartandstroke.ca](mailto:jump rope@heartandstroke.ca).

Start fundraising today with your Participant Centre!

[Access your Participant Center](#)

Registration Summary

Registration Summary	
Jump Test	
jump rope@heartandstroke.ca	
123 Test Drive Edmonton, AB A1B2C3	
Participation Type:	Student Fundraiser \$0.00
Extra Gift:	\$0.00
Participant Total: \$0.00	

[Access your Participant Center](#)

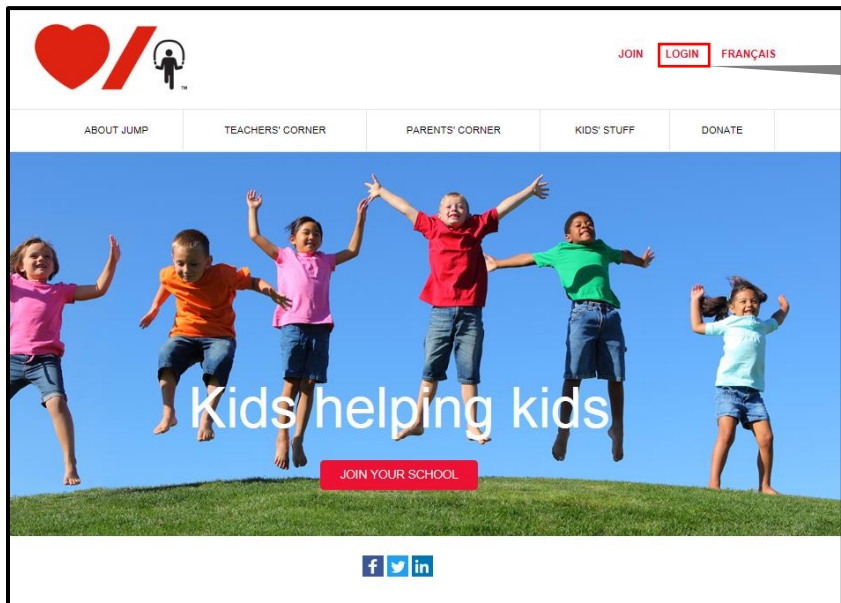
6. Using your Participant Centre, you can send fundraising emails to your friends and family as well as customize your Personal Page. Specific instructions on how to send fundraising emails can be found on your Participant Centre.



## How to Login

When you return to the website after registering online, you will be asked to log in to your Participant Centre in order to send fundraising emails and check your progress towards your goal.

1. At [www.jumpforheart.ca](http://www.jumpforheart.ca) click LOGIN.



Click LOGIN

2. Enter the **User Name** and **Password** you created at Registration and click LOGIN. If you have trouble logging in, scroll below to "Forgot your password?" Enter your Username and Email to receive a password reset link.

**Note:** The User Name and Password fields are case sensitive.

Login to access your participant centre

---

\* = Required Fields

**\*User Name:**

  
**\*Password:**



3. Click the blue button with the name of your region's Jump Rope for Heart event.

## Participant Centre

Welcome **Jump!**

If you are not Jump Test, [click here](#).

Click below to Access your Participant Centre

You are registered for these events:

[Jump Rope for Heart 2018 - Edmonton Region](#)

[Logout](#)

[Edit Profile](#)

[Change Password](#)